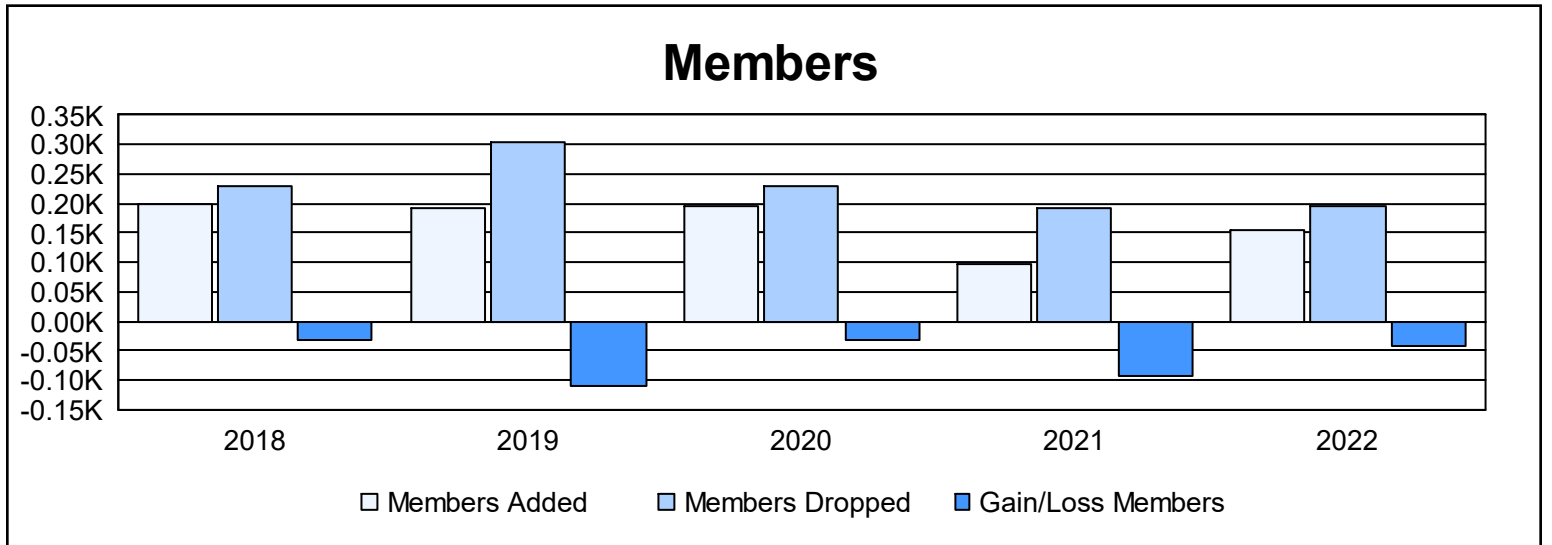
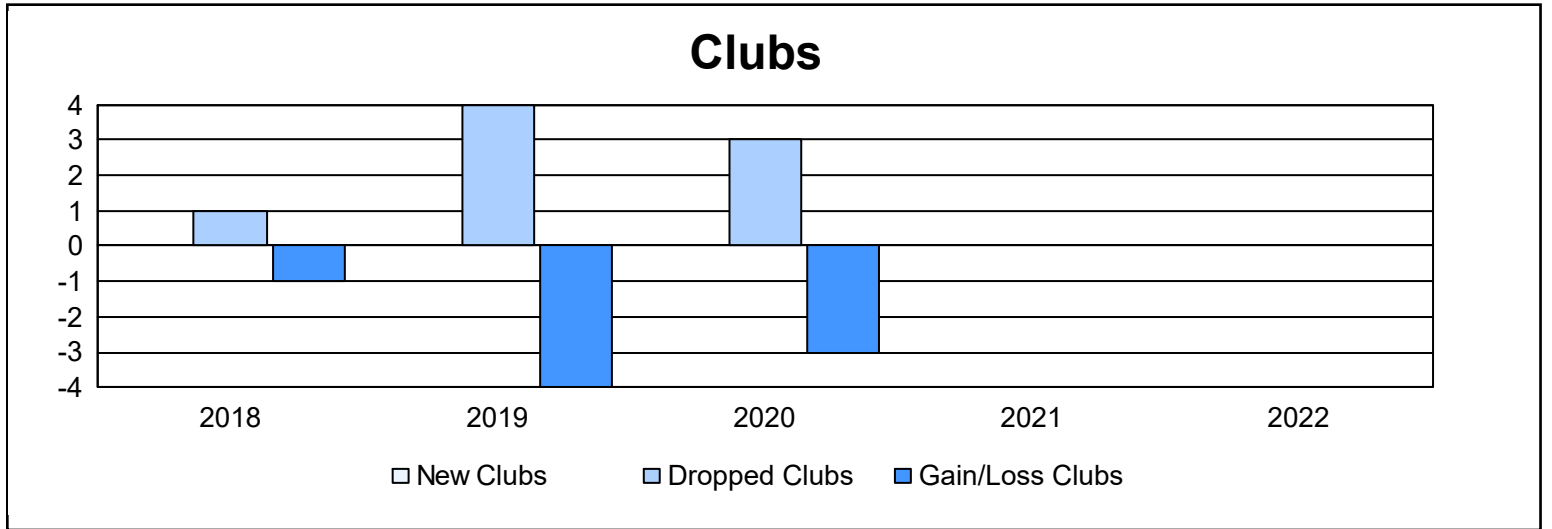
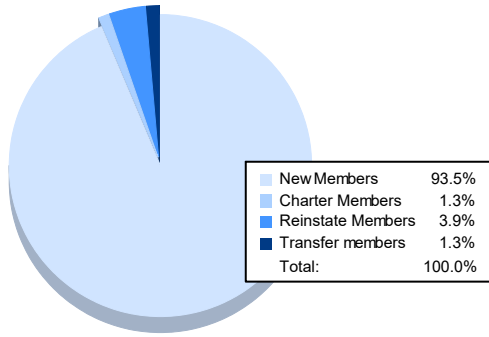


Year	New Clubs	Dropped Clubs	Gain/ Loss Clubs	New Members	Charter Members	Reinstate Members	Transfer Members	Total Member Added	Total Members Dropped	Gain/ Loss Members
2017-2018	0	1	-1	193	0	5	0	198	231	-33
2018-2019	0	4	-4	161	0	7	25	193	304	-111
2019-2020	0	3	-3	189	0	7	1	197	229	-32
2020-2021	0	0	0	90	2	3	3	98	192	-94
2021-2022	0	0	0	145	2	6	2	155	196	-41
<b>Average</b>	<b>0</b>	<b>2</b>	<b>-2</b>	<b>156</b>	<b>1</b>	<b>6</b>	<b>6</b>	<b>168</b>	<b>230</b>	<b>-62</b>



### Membership Composition June 2022 Cumulative



### Gender Composition June 2022 Cumulative

